

# PHOTOGRAPHY | DIGITAL IMAGING COURSES GUIDE



**PHOTOGRAPHY**  
**STUDIES COLLEGE**



# PHOTOGRAPHY | DIGITAL IMAGING

## COURSE QUALIFICATIONS

- **Bachelor of Photography and Digital Imaging**
- **Diploma of Photography**
- **Undergraduate Certificate of Photography**
- **Diploma of Digital Imaging**
- **Undergraduate Certificate of Digital Imaging**

Nobody does digital imaging, photography and digital media like us!

With over 50 years being a leader in photography education we bring you this expertise in our range of unique Bachelor | Diploma | Certificate photography and digital imaging qualifications.

You'll learn with our industry expert teaching team in a personalised learning approach that puts you and developing your creative and career outcomes at the centre.

The emphasis in these courses is on the practical, technical and creative experience, from hands-on essential camera techniques, to mastering workflow, post-production and lighting through to a deeper exploration of crafting compelling imagery using strong technical and creative decision making.

Our range of courses combine lectures with hands-on practice in a model that mirrors real-world environments. You'll collaborate with peers, reflect on your work and develop your skills and key tools in a way that's interactive and engaging.

Immerse yourself in photography and digital imaging at PSC and join a vibrant and creative community today.



# STUDY AT AUSTRALIA'S #1 PHOTOGRAPHY AND DIGITAL MEDIA COLLEGE

At PSC you'll join a nurturing and supportive community where creativity thrives, learning is practical and inspiring, teachers fuel your passion and our supportive staff will make your student journey unforgettable.

We understand creatives and know what you need to thrive. Our range of course qualifications, are dynamic and responsive, designed to take you on a journey of discovery, to realise your talents and creative purpose as a photographer and visual creator in the contemporary world.



## AUSTRALIA'S #1 PHOTOGRAPHY AND DIGITAL MEDIA COLLEGE

#1 Multi award-winner with over 50 years of delivering outstanding photography education.



## WORLD CLASS SPECIALISED FACILITIES

Our campus has been exclusively planned and designed for a bespoke learning experience. Includes high end photography studios, cyclorama, post-production labs, digital media software, high end printing area, specialised library and online resources.



## SCREEN MEDIA

Building on our expertise in photography and visual storytelling, we are meeting the challenges of the new media realities with our cutting edge qualifications in Screen Media Undergraduate Certificate | Diploma | Bachelor Degree.



## GREAT STUDENT TO TEACHER RATIO

Personalised practical hands-on learning environment with smaller class sizes so the focus is on nurturing your confidence, skill set and creative vision.



## LEARN FROM INDUSTRY LEADERS

Our lecturers are leading professionals highly respected and connected in the photography and digital media industry.



## STRONG NETWORKS & CONNECTIONS WITH INDUSTRY

Build a network of external mentors and industry connections with our Jobs Register, real-world projects and unique Industry Mentor Program.



## FLEXIBLE LEARNING OPTIONS

Our specialised courses offer you blended options so you can tailor your experience: on-campus learning OR online via zoom.



## GLOBAL & NATIONAL OPPORTUNITIES

We collaborate closely with UEDA Fashion College in Japan giving our students the opportunity to visit, study and collaborate on projects.

Other opportunities include Shasen School of Photography and Film (Japan), Johns Hopkins University (USA), Paris Fashion Week (Fr), Ballarat Foto Biennale (AUS), PHOTO Australia (AUS), Centre for Contemporary Photography (CCP), Asia-Pacific Photobook Archive.



## FEE-HELP AVAILABLE

You can apply for FEE-HELP to cover tuition costs.



### Range of course qualifications

- Undergraduate Certificates
- Diplomas
- Degrees
- Masters

### Support and networks

- Personalised assistance with your transition to tertiary study
- One-on-one support
- Peer-to-peer mentoring across year levels
- Regular lunchtime social events and workshops
- Dedicated student support team
- Student engagement program

### **#1 Student Satisfaction amongst Australian Creative Arts Providers\***

- Overall student satisfaction 95.6%
- PSC students also rated very highly
- Teacher quality at 91%
  - Skills Development at 86%

\*2023 National (SES) Survey

Image by PSC Student Rita Maloyan









# BACHELOR OF PHOTOGRAPHY AND DIGITAL IMAGING

🕒 **6 semesters over 2 years full time study (12 hours contact per week)**

📍 **Sth Melb campus OR remote online via zoom**

🔄 **Pathway into postgraduate study PSC Masters of Arts Photography**

🆓 **FEE-HELP enabled**

HE Course code: CRS1200013 | CRICOS course code: 079866G

## WHAT IS A BACHELOR OF PHOTOGRAPHY AND DIGITAL IMAGING?

Studying our unique degree qualification you'll get vital industry experience, cutting-edge skills, a strong focus on practical learning, personalised support and be immersed in your craft and practice. This comprehensive degree course can be completed in just two years.

From a focus on photographic technologies and technique, creative development, post-production to studio, videography and extended professional practice; you'll explore artistic ways of seeing, visual storytelling and the language of great photography.

Key industry focused skills are central to the course. Professional practice is integrated from foundation to final year where subjects include a mentor program and entrepreneurship for the photography industry. You'll build a job-ready final folio in your area of major that you will use and add to throughout your career.



"It's been a privilege to be able to build up so many hours working in the PSC studio with access to so much equipment. Being able to shoot week in week out and develop my skills during my bachelor course is something that couldn't have been replaced by anything else."

– Jack de Marie Smith  
PSC Bachelor of Photography and  
Digital Imaging | Graduate



# WHAT YOU WILL LEARN

SEMESTER 1	CREATIVE DEVELOPMENT	POST-PRODUCTION	PHOTOGRAPHY SKILLS: CAMERA & LIGHTING	DESIGN PRINCIPLES FOR PHOTOGRAPHY
	<b>Image &amp; Concept 1:</b> Photography projects introducing different genres	<b>Creative Industries Photographic Theory and Practice 1</b> Lightroom and Photoshop workflow, image processing	<b>World Around Us 1</b> Camera control and light	<b>Visual thinking 1</b> Image Design theory and Composition
SEMESTER 2	CREATIVE DEVELOPMENT	POST-PRODUCTION	PHOTOGRAPHY SKILLS: PRACTICE & LIGHTING	COMMUNICATION SKILLS & CONTEXT
	<b>Image &amp; Concept 2:</b> Exploring ideas and visual representation	<b>Creative Industries Photographic Theory and Practice 2</b> Photoshop, digital and print outcomes	<b>World Around Us 2</b> The constructed image: blended lighting, intro to studio	<b>Image Cultures 1</b> Photography genres: History and Context

You start by exploring the range of creative possibilities offered by your camera and capture dynamic photographs in real world settings. You'll build foundation skills and the professional practices underpinning capture including workflow, camera craft and technique. You will explore light and composition and undertake a range of projects, exploring genres such as street photography.

Additionally, you'll work with artificial and natural lighting on location including flash, mixed lighting and lighting design and in the studio, lighting and creative image construction. Through a range of projects you'll explore how to take your ideas and turn them into meaningful, impactful photographs producing a folio of printed images.

## QUALIFICATIONS

You can move seamlessly through a sequence of industry and career focused qualifications from the Certificate to Diploma to Bachelor degree to Masters, all provided on the same campus.

SEMESTER 3	CREATIVE DEVELOPMENT	POST-PRODUCTION ADVANCED	PHOTOGRAPHY SKILLS: STUDIO	SCREEN & VIDEO PRODUCTION
	<b>Image and Concept 3:</b> Developing photographic style	<b>Post-Production Processes 1</b> Advanced Photoshop and printing	<b>Creative Industries Studio Practice 1</b> Studio lighting: Portraiture, Still-life	<b>The World Around Us 3: The Moving image</b> Video production – shooting and editing
SEMESTER 4	CREATIVE DEVELOPMENT	POST-PRODUCTION ADVANCED	PHOTOGRAPHY SKILLS: STUDIO	INDUSTRY: CLIENT PROJECT
	<b>Image and Concept 4:</b> Creating a narrative series that communicates a concept	<b>Post-Production Processes 2</b> Advanced digital workflow	<b>Creative Industries Studio Practice 2</b> Advanced studio practice	<b>Image Cultures 2: The Visual Document</b> Real world briefs: working with a client

In semester 3 you will expand your confidence and skills both in the studio and on location. You will further develop your photographic style and craft impactful and authentic images. You explore a range of photographic genres, such as portraiture and fashion, and extend your skills in studio, post-production, and video.

Semester 4 extends and refines your craft in practical and imaginative ways. You explore creating a narrative series of images and utilize more advanced post-production and studio techniques. You experience working with an external client on real world projects and briefs, photographic printing, photobooks and showcasing your work.

### Work-based learning available as part of the course

You will build a job-ready final folio in your area of major that you can use and add to throughout your career. You will undertake a client based real world project working with PSC partners and community organizations. You can also be part of the PSC register for photography/digital media jobs and a range of volunteer roles. The PSC industry networks provide opportunities across national and international festivals, awards, prizes and exhibitions.

SEMESTER 5	INDUSTRY: MAJOR FOLIO EITHER COMMERCIAL OR ART OR PJ	INDUSTRY: MENTOR PROGRAM	EXTENDED PROFESSIONAL PRACTICE SKILLS: ELECTIVES SELECT TWO ELECTIVES	
	<b>Image and Concept 5:</b> Capstone project in selected Major	<b>Mentor and Industry practicum</b> Working with a mentor & engaging with industry	Research & Practice	Design & Branding
			Professional Studio Practice	Advanced video production & post-production processes
			Workshop Practicum – International study opportunity	Screen and Media: Documentary Film
			Screen and Media: Video Studio Lighting	Screen and Media: AI Image Creation

SEMESTER 6	INDUSTRY: MAJOR FOLIO EITHER COMMERCIAL OR ART OR PJ	INDUSTRY: ENTREPRENEURSHIP	EXTENDED PROFESSIONAL PRACTICE SKILLS: ELECTIVES SELECT TWO ELECTIVES	
	<b>Image and Concept 6:</b> Capstone project in selected Major	<b>Creative Industries: The Business of Photography</b> Focus on professional industry practice	Writing for Media	
			Curating and Exhibiting Photography	
			Screen: Experimental practices	

In semester 5 you select a major in either Commercial, Photojournalism or Art photography. Within this major you are guided through your 'capstone' folio project. You will be mentored closely and exposed to ongoing feedback and discussions on the latest in photographic concepts, technologies and entrepreneurship. You will have the opportunity to complete your Workshop Practicum subject overseas.

The final semester consolidates the skills, tools and unique creative voice you will need to thrive. You are linked to the photographic industry in very tangible ways and guided through the professional, and business practices you'll need to establish your career and get jobs.

**Bachelor of Photography and Digital Imaging**

**20**  
Core subjects  
+ 4 electives

**180**  
Credit points

## YOUR CHOICE OF MAJOR

### Commercial photography

The commercial photography major allows you to enter into a wide range of commercial photography careers. You will develop exceptional skills in professional lighting, digital and moving image, setting you up for leadership roles in the industry.

### Photojournalism

The photojournalism major will ignite your passion for communication. After completing this major, you will have the opportunity to work in a diverse range of international media platforms including, visual content production, on-line and digital publishing, and documentary.

### Art photography

The art major allows you to specialise in the world of contemporary art photography, exhibiting and publishing your work nationally and internationally. This program is designed for students wishing to develop their distinctive style.





# DIPLOMA OF PHOTOGRAPHY

- 🕒 **6 Months Full Time Study (12 hours contact per week)**
- 📍 **Flexible study options: Sth Melb campus OR remote online via zoom**
- 🔄 **Guaranteed pathway advanced entry into the Degree**
- 💰 **FEE-HELP enabled**

## WHAT IS A DIPLOMA OF PHOTOGRAPHY?

The Diploma of Photography will further develop your range of technical and creative skills so that you can really thrive in your photography journey.

This course is where you learn more advanced camera control, post-production, lighting and explore developing your own unique creative voice and how to shoot with purpose. Additionally, you'll work with artificial and natural lighting on location including flash, mixed lighting and lighting design and you will be introduced to studio photography, lighting and creative image construction.

Through a variety of projects and assignments you'll build the tools to reflect on your work and develop the skills to take charge of your creative journey. You'll explore the importance of strong composition and design, further integrate your post-production skills, learn how to create photographic prints and continue to explore taking ideas, and turning them into strong visual stories and compelling images.

Diploma of Photography



Bachelor of Photography and Digital Imaging

8

Core subjects

60

Credit points

20

Core subjects  
+ 4 electives

180

Credit points



# WHAT YOU WILL LEARN

SEMESTER 1	CREATIVE DEVELOPMENT	POST-PRODUCTION	PHOTOGRAPHY SKILLS: CAMERA & LIGHTING	DESIGN PRINCIPLES FOR PHOTOGRAPHY
	<b>Image &amp; Concept 1:</b> Photography projects introducing different genres	<b>Creative Industries Photographic Theory and Practice 1</b> Lightroom and Photoshop workflow, image processing	<b>World Around Us 1</b> Camera control and light	<b>Visual thinking 1</b> Image Design theory and Composition

SEMESTER 2	CREATIVE DEVELOPMENT	POST-PRODUCTION	PHOTOGRAPHY SKILLS: PRACTICE & LIGHTING	COMMUNICATION SKILLS & CONTEXT
	<b>Image &amp; Concept 2:</b> Exploring ideas and visual representation	<b>Creative Industries Photographic Theory and Practice 2</b> Photoshop, digital and print outcomes	<b>World Around Us 2</b> The constructed image: blended lighting, intro to studio	<b>Image Cultures 1</b> Photography genres: History and Context

## CREATIVE DEVELOPMENT

By exploring a range of photographic genres and their visual influences you will broaden your awareness of the world of photography and its many styles and meanings.

## POST-PRODUCTION

You will learn to apply the fundamental professional practices underpinning digital capture and workflow including: storage, cataloging and post-processing across a variety of software.

## PHOTOGRAPHY SKILLS: CAMERA & LIGHTING

In this subject, you will learn to respond to various available light sources and make use of lighting quality, colour and direction in a range of different shooting situations and environmental conditions.

## DESIGN PRINCIPLES FOR PHOTOGRAPHY

You'll examine the relationship between images, design principles and meaning in visual storytelling. And explore in a practical way the importance of visual elements, composition and the visual language of photography.

## CREATIVE DEVELOPMENT

This subject provides your opportunity to explore visual representation and how to turn your ideas into strong and compelling photographs. Review and feedback are core to your learning and developing your own creative voice.

## POST-PRODUCTION

You will learn to apply further professional digital practices underpinning capture and workflow. You'll build a greater understanding of image adjustments and retouching, compositing and controlling colour.

## PHOTOGRAPHY SKILLS: PRACTICE & LIGHTING

You'll work with artificial and natural lighting on location including flash, mixed lighting and lighting design and in the studio, you'll be introduced to studio photography, lighting and creative image construction.

## COMMUNICATION SKILLS & CONTEXT

By learning about the histories of photography and how they have reflected and impacted different eras of society and culture, you will gain an understanding of how to analyse photographs.



# UNDERGRADUATE CERTIFICATE OF PHOTOGRAPHY

- 🕒 3 Months Full Time Study (12 hours contact per week)
- 📍 Sth Melb campus OR remote online via zoom
- 🔄 Guaranteed pathway advanced entry into the Diploma and Degree
- 💰 FEE-HELP enabled

## WHAT IS AN UNDERGRADUATE CERTIFICATE OF PHOTOGRAPHY?

Creativity, innovation and technique are essential skills when creating great photographs. With this qualification you learn these and more. This unique program builds a strong foundation and emphasises working like a professional photographer from day one, with know-how and no more guess work!

You learn how to use your camera successfully and creatively, how to see and capture light and create compelling compositions, along with digital processing and enhancing techniques to make your photos arresting and memorable. You discover what it takes to effectively capture the essence of the moment and edit to select your best shots.

This course combines hands-on practice with ideas development, collaboration and reflection on your work. You'll start to build your confidence, your technique and the tools to succeed in professional photography in a way that is interactive and engaging.

Undergraduate Certificate of Photography



Diploma of Photography

4

Core subjects

30

Credit points

8

Core subjects

60

Credit points

# WHAT YOU WILL LEARN

SEMESTER 1	CREATIVE DEVELOPMENT	POST-PRODUCTION	PHOTOGRAPHY SKILLS: CAMERA & LIGHTING	DESIGN PRINCIPLES FOR PHOTOGRAPHY
	<b>Image &amp; Concept 1:</b> Photography projects introducing different genres	<b>Creative Industries Photographic Theory and Practice 1</b> Lightroom and Photoshop workflow, image processing	<b>World Around Us 1</b> Camera control and light	<b>Visual thinking 1</b> Image Design theory and Composition

## CREATIVE DEVELOPMENT

By exploring a range of photographic genres and their visual influences you will broaden your awareness of the world of photography and its many styles and meanings.

## POST-PRODUCTION

You will learn to apply the fundamental professional practices underpinning digital capture and workflow including: storage, cataloging and post-processing across a variety of software.

## PHOTOGRAPHY SKILLS: CAMERA & LIGHTING

In this subject, you will learn to respond to various available light sources and make use of lighting quality, colour and direction in a range of different shooting situations and environmental conditions.

## DESIGN PRINCIPLES FOR PHOTOGRAPHY

You'll examine the relationship between images, design principles and meaning in visual storytelling. And explore in a practical way the importance of visual elements, composition and the visual language of photography.



Image by PSC Student Jhonny Scorpianti

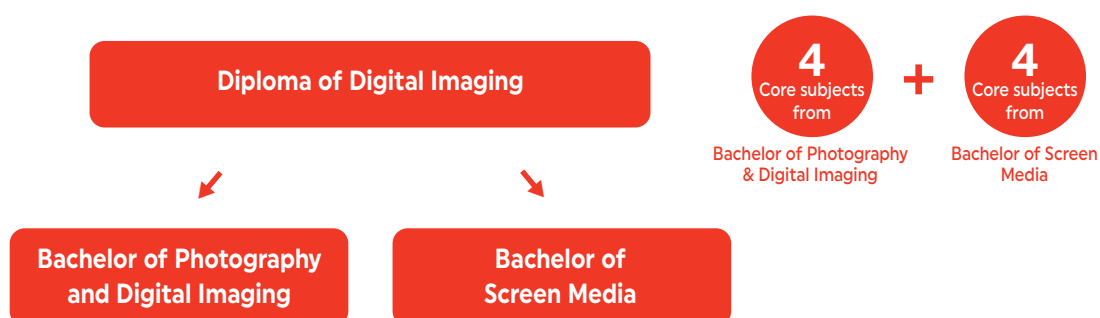
# DIPLOMA OF DIGITAL IMAGING

- 🕒 12 months part time study (6 hours contact per week)
- 📍 Flexible study options: Sth Melb campus OR remote online via zoom
- 🔄 Guaranteed pathway advanced entry into either Degree
- 🆘 FEE-HELP enabled

## WHAT IS A DIPLOMA OF DIGITAL IMAGING?

This Diploma course is delivered over four semesters and is designed for students seeking a strong practical and hands-on experience, that combines the technical foundations of both still and moving image. You'll explore capture and the importance of managing and improving your images with lightroom and photoshop. You'll gain a practical understanding of lenses, combined with creative exposure, and learn in a hands-on way to confidently photograph while responding to various light sources. You'll be guided through the foundations of studio photography, artificial lighting, and creative image construction.

In the screen media component, you'll gain practical experience in camera operation, framing and movement while learning to apply these techniques to various cinematic styles. You'll use professional editing software to refine your raw footage, create cohesive narratives and learn to enhance storytelling through visual and audio post-production techniques. Integral to our cutting-edge approach AI is integrated to enhance both creative production and theoretical learning. You'll also progress to a deeper exploration of cinematographic techniques and explore digital tools to enhance storytelling, integrating practical and CGI elements into your moving image projects.



# WHAT YOU WILL LEARN

SEMESTER 1	POST-PRODUCTION	PHOTOGRAPHY SKILLS: CAMERA & LIGHTING
	<b>Creative Industries Photographic Theory and Practice 1</b> Lightroom and Photoshop workflow, image processing	<b>World Around Us 1</b> Camera control and light

SEMESTER 3	PRODUCTION 1: CAMERA	POST PRODUCTION 1: EDITING AND GRADING
	Camera technique, framing and movement	Non-linear editing, colour grading and sound design

SEMESTER 2	POST-PRODUCTION	PHOTOGRAPHY SKILLS: PRACTICE & LIGHTING
	<b>Creative Industries Photographic Theory and Practice 2</b> Photoshop, digital and print outcomes	<b>World Around Us 2</b> The constructed image: blended lighting, intro to studio

SEMESTER 4	PRODUCTION 2: CINEMATOGRAPHY	POST PRODUCTION 2: SFX
	Exploration of cinematographic techniques, adv lighting setups, camera movements	Technical and creative intro to visual effects, motion tracking and compositing

## POST-PRODUCTION

You will learn to apply the fundamental professional practices underpinning digital capture and workflow including: storage, cataloging and post-processing across a variety of software.

## PHOTOGRAPHY SKILLS: CAMERA & LIGHTING

In this subject, you will learn to respond to various available light sources and make use of lighting quality, colour and direction in a range of different shooting situations and environmental conditions.

## POST-PRODUCTION

You will learn to apply further professional digital practices underpinning capture and workflow. You'll build a greater understanding of image adjustments and retouching, compositing and controlling colour.

## PHOTOGRAPHY SKILLS: PRACTICE & LIGHTING

You'll work with artificial and natural lighting on location including flash, mixed lighting and lighting design and in the studio, you'll be introduced to studio photography, lighting and creative image construction.

## PRODUCTION 1: CAMERA

Essential camera techniques, shot composition and visual storytelling. Practical camera operation, framing and movement, applying these techniques to cinematic styles.

## POST PRODUCTION 1: EDITING AND GRADING

An introduction to non-linear editing, colour grading and sound design. You will use professional software to refine raw footage and explore pacing, rhythm and sequencing to construct compelling narratives.

## PRODUCTION 2: CINEMATOGRAPHY

A deeper exploration of cinematographic techniques, including advanced lighting setups, lens selection, framing, dynamic camera movements and the impact of strong visual composition.

## POST PRODUCTION 2: SFX

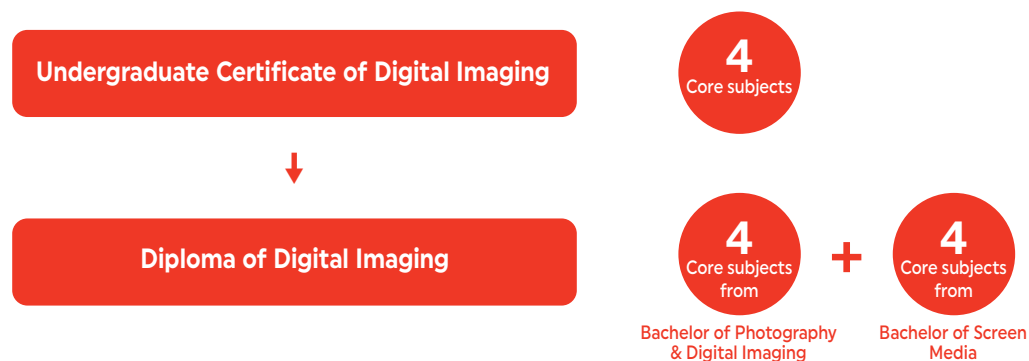
A technical and creative introduction to visual effects, motion tracking and composition. You'll explore digital tools to enhance storytelling, integrating practical and CGI elements into moving image projects.

# UNDERGRADUATE CERTIFICATE OF DIGITAL IMAGING

- 🕒 6 Months part time study (6 hours contact per week)
- 📍 Sth Melb campus OR remote online via zoom
- 🔄 Guaranteed pathway advanced entry into the Diploma and Degree
- 🆓 FEE-HELP enabled

## WHAT IS AN UNDERGRADUATE CERTIFICATE OF DIGITAL IMAGING?

The Undergraduate Certificate of Digital Imaging is an accredited fully FEE-HELP enabled higher education qualification that provides a comprehensive introductory tertiary level digital imaging experience. In this course the emphasis is on digital capture, workflow and digital technology skills, so important in today's world. You will cover all the technical aspects needed to produce creative photographic images, ensuring you gain comprehensive skills in camera craft and image management. As you progress you will further these skills with digital post-production and professional printing techniques, in addition you will start to explore shooting on location and in the studio, and use on-camera flash and reflectors.





# WHAT YOU WILL LEARN

SEMESTER 1	POST-PRODUCTION	PHOTOGRAPHY SKILLS: CAMERA & LIGHTING
	<b>Creative Industries Photographic Theory and Practice 1</b> Lightroom and Photoshop workflow, image processing	<b>World Around Us 1</b> Camera control and light

## POST-PRODUCTION

You will learn to apply the fundamental professional practices underpinning digital capture and workflow including: storage, cataloging and post-processing across a variety of software.

## PHOTOGRAPHY SKILLS: CAMERA & LIGHTING

In this subject, you will learn to respond to various available light sources and make use of lighting quality, colour and direction in a range of different shooting situations and environmental conditions.

SEMESTER 2	POST-PRODUCTION	PHOTOGRAPHY SKILLS: PRACTICE & LIGHTING
	<b>Creative Industries Photographic Theory and Practice 2</b> Photoshop, digital and print outcomes	<b>World Around Us 2</b> The constructed image: blended lighting, intro to studio

## POST-PRODUCTION

You will learn to apply further professional digital practices underpinning capture and workflow. You'll build a greater understanding of image adjustments and retouching, compositing and controlling colour.

## PHOTOGRAPHY SKILLS: PRACTICE & LIGHTING

You'll work with artificial and natural lighting on location including flash, mixed lighting and lighting design and in the studio, you'll be introduced to studio photography, lighting and creative image construction.



# BE CONNECTED WITH INDUSTRY AND THE CONTEMPORARY PHOTOGRAPHY | DIGITAL IMAGING AND DIGITAL MEDIA COMMUNITY

**With our impressive range of industry networks, collaborations and specialised focus we get you industry connected, ready to work or do further study.**

## World class industry standard facilities

Our new campus is acknowledged as having some of the best facilities for a specialist institution in Australia. We maintain superior professional studio spaces with a range of professional studio equipment, and a series of large digital labs with MAC computers and software. High end photographic printing facility and a specialised library.

## Global links

Links with International Photography Festivals and organisations, international photography tours, UEDA Fashion College Japan and our many well respected international mentors ensure our students are constantly exposed to numerous global opportunities.

## Job ready graduates

Our students graduate from their courses job ready according to the course level. With the support of our industry networks and our industry focused curriculum, our students are made industry aware from commencement onward. Students articulating from the Undergraduate Certificates and Diploma into the Bachelor of Photography and Digital Imaging or Screen Media courses will have the added advantage of the final semesters program which offers, choice of major, our unique extended professional practice subjects, in addition entrepreneurial and marketing subjects. .

## Extensive industry networks

Our lecturers are leading professionals highly respected and connected in the photography, digital media and image making industry. These connections often lead to direct job and work experience outcomes for students and graduates. Our large professional studios are extremely well supported and equipped through our strong local industry connections with SUNSTUDIOS, Broncolor, Kayell Australia, and Elinchrom.

## Industry mentor program

Building a network of external mentors and industry contacts are a recognised pathway to employment, jobs and a deeper connection with the creative industries. Students articulating from the Undergraduate Certificates and Diploma into the Bachelor of Photography and Digital Imaging or Screen Media courses will have access to our extensive and unique mentor program with the opportunity of working with local, national and international industry professionals to build those networks and contacts.

## Unrivalled student experience

You are at the centre of what we do and the courses we deliver. We provide a great student to teacher ratio, small class sizes and a friendly, supportive learning environment. Rated #1 for student satisfaction national wide among all creative arts providers.



**Flexible options: on campus  
and remote learning**

Our course delivery includes interactive photography classes, workshops and tutorials, demonstrations and practical participation. Whether you choose to study face-to-face OR in real time via Zoom, all PSC students receive the same level of teacher guidance and support.



**AI is here –  
we're ready!**

PSC is a leader in AI-integration. Master these tools ethically & creatively.



"At PSC there are always so many opportunities to have one-on-one conversations with teachers, so you are always exposed to an environment of immediate feedback, sharing opinions and communication.

Each subject is really beneficial and every teacher really passionate, so every class provides me with new and valuable insights, making every day so rewarding."

– Tara Ku | PSC Bachelor of Photography Student



# LEARN WITH INDUSTRY EXPERTS

Our expert teaching team consists of nationally and internationally renowned photographers, digital media specialists, content producers and visual communicators.



**KRISTIAN  
HÄGGBLOM**

Kristian is the Higher Education Course Director at PSC. He is an artist, curator and educator and has been shortlisted for a number of major photography prizes. He has exhibited internationally including a recent exhibition in India as part of the FOCUS Festival and has been awarded Australia Council for the Arts funds and the Finland residency. He has curated dozens of exhibitions both in Australia and internationally.



**SARINA  
LIROSI**

Sarina is the course leader for the Undergraduate Certificate of Photography. She is also the First Year Convenor of the Bachelor of Photography and Digital Imaging. She is a practising artist using photography and mixed media. Her work has been featured in several solo and group exhibitions across Australia. Sarina brings a wealth of experience to PSC, and is one of the most experienced educators in photographic higher education in Australia.



**NIC  
KOCHER**

Nic Kocher is the Convenor of Screen Media at PSC, and is shaping courses for the evolving media landscape. A former Age photographer, he later freelanced for major clients while exploring time-lapse and projection-based media. As an installation artist, he merges artistic vision with technical expertise. Passionate about AI and image-making, he researches its impact on visual storytelling. Holding a Master's in Visual Art, Nic examines how AI is reshaping creativity and media.





### **STEPHANIE WOOD**

Stephanie focuses on long-form documentary projects, editorial and working as an educator. Her photography explores themes of community, ritual and the psychology of belief. She is currently working on a collaborative project, researching the link between storytelling and mental health while teaching in the Bachelor of Photography and Digital Imaging. Stephanie completed her Master of Photojournalism and Documentary Photography in 2016, she also shoots for publications and has exhibited widely.



### **TIFFANEY BISHOP**

Tiffany is a photographer, artist-educator with a background in community practice and youth arts. She has a Masters in Photography and a PhD in Fine Art and co-founded a youth-driven artist-run initiative tbC. The artistic methods and studio-based learning practices developed within this collaborative space are bold and inspiring and have supported over 100 young artists. tbC has exhibited widely, been nominated for publication design awards and secured repeat arts funding.



### **JUAN FARRELL**

Juan has worked as a professional photographer in Australia, India, Hong Kong, Dubai, and Lima since 2009. He has had his work in advertising and fashion campaigns published extensively. For six years, he successfully operated his own studio in Lima before joining The Photo Studio Australia as head photographer. Juan has also taught commercial photography for many years leading seminars and masterclasses in portraiture and fashion photography.



### **KAITLYN CHURCH**

Kaitlyn is a documentary photographer, videographer and visual artist employing photography, video and the archive. She teaches across our programs, from the Undergraduate Certificate and Bachelor of Photography and Digital Imaging courses through to the Advanced Diploma of Photography.



# APPLICATION & ADMISSIONS PROCESS

Remember, for Year 12s we do not use ATAR as any part of the admission criteria and on successful completion of your interview you receive an offer and a sense of certainty.

Interviews are held in person or via zoom or skype whatever works best for you. You will present your creative work (folio) at the interview, it just needs to best represent you and your ideas. Year 12s can include work done for your creative subjects or personal interest and for non Year 12s/Mature age applicants your work can be from previous years and/or personal interest.

## Application information

### Year 12 applicants

- **Current Year 12**
- **Other Year 12 (from 2023 & 2024) with no further study**

1. **Apply through VTAC.** Just start a VTAC account and preference your PSC Bachelor | Diploma | Certificate courses.

PSC will contact you for your interview.

On successful completion you will receive a 'Conditional Offer' and a sense of certainty!

### OR

2. **Apply directly to PSC** just go to the PSC Course Application Form. You will be contacted by PSC for your interview and a 'Conditional Offer' is made within 2 days of successful completion.

### Non Year 12/Mature age applicants

- Applicants with some higher education study
- Applicants with some vocational education and training study (VET)
- Applicants with work and life experience

1. **Apply directly to PSC** on the PSC Course Application Form.  
Direct offers are made after successful completion of interview.

## Admission criteria

### Year 12 applicants

- **Current Year 12**
- **Other Year 12 (from 2023 & 2024) with no further study**

### Successful completion of VCE or equivalent

### Interview and creative work

The interview is a holistic way for us to get to know you, your creative work and your interests.

### Non Year 12/Mature age applicants

- Applicants with some higher education study
- Applicants with some vocational education and training study (VET)
- Applicants with work and life experience

### When considering your application your educational/ work life history will be given consideration

### Interview and creative work

The interview is a holistic way for us to get to know you, your creative work and your interests.

## Offers

Current Yr 12 – Direct offers or offers through VTAC.  
Non current Yr 12/Mature age – Direct offers are made after successful completion of interview requirements.

## International applicants

International student applicants must apply directly to PSC using the International Bachelor of Photography and Digital Imaging Student Application form at psc.edu.au

# ENROLMENT PROCESS



## Special entry assistance scheme (SEAS) applicants

Special Entry Assistance Scheme (SEAS) applicants who have experienced educational disadvantage are encouraged to apply for the SEAS. Depending on eligibility and your circumstances a SEAS application may provide support for your course application. For information on categories go to: [psc.edu.au](http://psc.edu.au)

## Advanced standing and credit transfer

PSC will ensure that all prospective students with relevant prior experience (RPL) or academic studies (credit transfer) are advised of the possibility of having this prior experience and/or studies taken into consideration. Credit can reduce the amount of study needed to complete a degree.

## Enrolment and tuition fees

Enrolment is on an annual basis. When you accept your offer, and complete your enrolment form, you also choose your tuition fee payment option. Tuition fee information is available in all the information packages and on the website at [www.psc.edu.au](http://www.psc.edu.au)

## Course commencements

June intake or February intake each year.

## Support with fees

### **FEE-HELP Tuition fee assistance**

FEE-HELP is an Australian government loan scheme that assists eligible students with loans to pay all or part of their tuition fees. It is available to Australian Citizens or holders of a permanent humanitarian visa who are enrolled in a higher education course.

Students may apply for a FEE-HELP loan to cover tuition costs for the Bachelor of Photography and Digital Imaging course. This loan does not cover non-tuition expenses such as equipment and materials, accommodation, living expenses or other costs. For more information visit [www.studyassist.gov.au](http://www.studyassist.gov.au)

## Equipment information

To get started you need your own digital SLR or mirrorless camera, portable hard drive and Adobe Creative Cloud student subscription. Any additional materials required are advised prior to enrolment.

## Contact information

Further information ✉ [study@psc.edu.au](mailto:study@psc.edu.au)  
or ☎ 03 9682 3191 or text 0407 529 635  
Check out our Year 12 Info Hub



@pscaus



[facebook.com/  
PhotographyStudiesCollege](https://facebook.com/PhotographyStudiesCollege)



PSC Melbourne

# OUR CREATIVE CAMPUS PROVIDES WORLD CLASS FACILITIES

Our purpose built campus is the culmination of extensive research and planning and provides our students with an exciting contemporary learning environment.

Our extensive range of facilities are designed to provide creative learning zones, equipped with state of the art resources and specialised photographic and content creation equipment.



We are the only specialised photography and digital imaging college with a full professional working studio where you will learn all aspects of studio photography. This large professional space with cyclorama is a major feature of our campus and is equipped with the latest photographic studio equipment, make up areas and specialist software.





## OUR FACILITIES AT A GLANCE

### Studios

Up to 6 meter high ceilings  
 Multiple shooting bays with  
 tethered work stations  
 Broncolor and Elinchrom lighting  
 equipment  
 Full range of light shapers and  
 modifiers  
 Lighting support equipment  
 Make up and dressing bay  
 Shower facilities and kitchen area  
 High roller door access

### Digital Labs and Print Shop

Dedicated digital teaching spaces  
 iMac computers, monitors  
 Projectors calibrated to ICC  
 standards  
 Microsoft Office and Office 365  
 Capture One

### The Library

Specialised books and journals  
 Online resources available 24/7  
 Catalogue and collections  
 assistance  
 Support staff

### Student centred break out zones

Range of light filled spaces for  
 students to network and meet  
 Work stations for individual work





# YOUR FUTURE CAREER

## **Fashion**

Work with a creative team to capture high-end images for advertising campaigns, magazine editorials, and e-commerce.

## **Content Creator/Digital Content Specialist**

Create and capture the life and energy of a brand/business to connect and increase their audience.

## **Virtual Reality Content Producer**

Transport a 3D space into a realistic digital presence.

## **Architecture**

Visually depict a building's essence highlighting the finer detail and conveying the architect's vision.

## **Real Estate**

Capture exterior and interiors shots of both residential and commercial properties.

## **Advertising**

Work to a brief to produce eye-catching and engaging photographs.

## **Sports**

Shoot fast paced action shots of Australian and international top athletes.

## **Event**

Immerse yourself in the energy of a live event such as music, performing arts and dance.

## **Food**

Capture enticing images for food magazines, restaurants, cafes, and product packaging.

## **Portraiture**

Everything from creative portraiture to family portraits and corporate head-shots.

## **Wedding**

Capture a couple's precious moments and document their unique love.

## **Medical/Scientific**

Use highly technical photography to capture the intricacies of modern-day medicine and science.

## **Photojournalism/Documentary**

Work as a reporter, using visual imagery to shed light on an untold story.

## **Exhibiting Photographer/Full Time Artist**

Engage in conceptual and political ideologies creating work that is exhibited nationally and internationally.

## **Videographer**

Capture life in its moving state for commercial, artistic and documentary use.

## **Travel**

Highlight the unique qualities of untouched locations, and the experience of being in a new setting.

## **Editorial**

Use your conceptual storytelling abilities to create a series of images that embody the feel of a brand.

## **Drone Photographer**

Capturing aerial shots in wildlife, nature, and travel are but a few areas where this speciality is used.

## **Personal Branding Photographer**

Range of people now seeking out high quality and authentic photographs and videos to tell their story.



# OPPORTUNITIES TO PARTICIPATE IN PHOTOGRAPHY FESTIVALS, AWARDS AND EXHIBITIONS

PSC students, graduates and staff are constantly taking part in a range of national and international festivals, awards, prizes and exhibitions that showcase the exciting scene that is Australian photography and image making today.

PSC is part of PHOTO Australia International Festival of Photography as an Education Partner and our students and graduates are consistently featured in the Ballarat International Foto Biennale. Over the past 2 years our Higher Education Course Director, Dr. Kristian Häggglom, has participated in 'Speculative Horizons' the exciting collaboration for contemporary photography between Kuwait and Australia. These festivals along with the many metropolitan and regional exhibitions are just a few of the photography events that provide enormous opportunities for our community.

We also have students, graduates and staff as winners and finalists in numerous awards and prizes such as the CCP Summer Salon, Capture Magazine Australiasia's Top Emerging Photographers, PhotoCollective Australian Photography Awards, the Australian Photographic Prize and many more.

All these opportunities reflect the important role that photography plays in today's contemporary visual culture.




"PSC has supported me with so many industry connections, from learning from experienced, knowledgeable, award winning teachers working in the industry, involving you in the Melbourne photographic community, reaching out to the professional community; to helping you with pretty much anything you need."

– Chad Weerasinghe | PSC Bachelor of Photography | Graduate







**PSC.EDU.AU**

**+61 3 9682 3191**

**study@psc.edu.au**



Photography Studies College (Melbourne)  
37–47 Thistlethwaite Street  
South Melbourne 3205

Photography Studies College (Melbourne)  
is a division of Photography Holdings Pty. Ltd.  
ACN 005 525 306 | ABN 40 005 525 306  
CRICOS Provider No 00257G | TEQSA  
Provider No 12200 | RTO Code 0111